

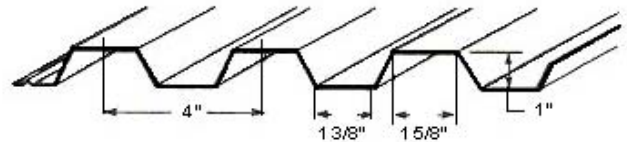
RPR Products Inc.
Metal Jacketing Specialist

407 Delz • Houston, Texas 77018 • 713/ 697-7003
 Toll Free Outside of Texas – 800/231-0149
 Fax – 713/697-1844

INSUL- MATE®

RPR Insul-Mate®
4 Inch Box Rib Sheets

Insul-Mate 4" Box Rib is the most popular of all the ribbed panels. It is made with a continuous pattern of 1" high ribs on 4" centers, engineered for maximum structural stiffness. It is profiled out of T3004 Alclad aluminum which is stucco embossed for added rigidity and strength. Alclad sheeting is produced by metallurgically bonding 7072 aluminum to both sides to an alloy T3004 core. The resulting aluminum composition provides superior corrosion resistance. Available in non-Alclad, prepainted aluminum, stainless steel, steel, prepainted steel and with polykraft moisture retarder upon request. Closure strips are available.

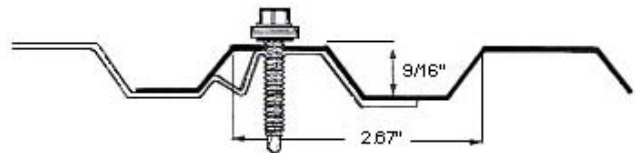


Alloys: T3004 Alclad, stucco embossed.
Thickness: .032", .040" and .050" aluminum
Lengths: 3' thru 30'
Widths: 38-1/2" (36" coverage)
 45-5/8" (44" coverage)

Colors: Available upon request (minimums may apply)

RPR Insul-Mate®
Insul-Box Aluminum Siding

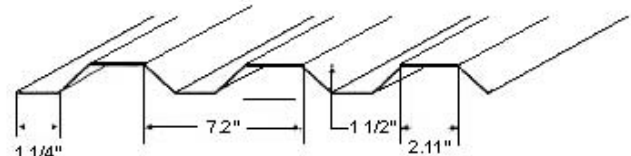
Insul-Box is made with a continuous pattern of 9/16" high ribs engineered for maximum structural stiffness. Insul-Box's full underlap support leg provides better alignment, reduced gapping and protection against wind blown rain. Tests have proven Insul-Box roofing and siding superior as a result of improved sidelap design and new anti-siphon and drain channel. Closure strips are available.



Thickness: .018" and .021" diamond embossed
Lengths: 3' thru 30'
Widths: 51" (48" coverage)
Corrugations: 2.67" pitch, 9/16" high
Colors: Available upon request (minimums may apply)

RPR Insul-Mate®
7.2" EPBL Rib Siding

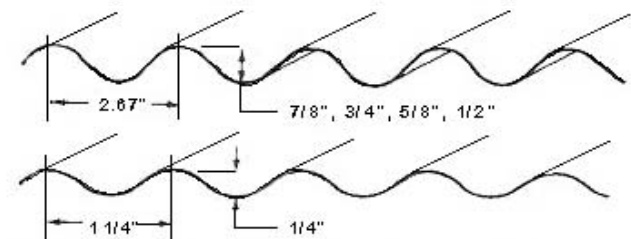
Insul-Mate 7.2" Rib is a larger - stronger version of the popular 4" Box Rib. Its 1-1/2" deep ribs at 7.2" intervals, with the unique extended purlin bearing leg, makes it one of the strongest profiles available in the industry. Available in Alclad, non-Alclad, prepainted aluminum, stainless steel, steel and prepainted steel upon request. Closure strips are available.



Alloys: T3004 Alclad, stucco embossed.
Thickness: .032", .040" and .050" aluminum
Lengths: 3' thru 30'
Widths: 41-1/2" (36" coverage)
Colors: Available upon request (minimums may apply)

RPR Insul-Mate®
Deep Corrugated Sheets

Insul-Mate 2.67" x 1/2", 5/8", 3/4", 7/8" deep corrugated sheets available in widths of 27-1/2' through 51.3". Lengths 3' to 32'. Insul-Mate 1-1/4" x 1/4" deep corrugated sheets are available in a 33" width and lengths 3' to 12'2". Insul-Mate corrugated sheets are produced to a standard siding profile with both longitudinal edges of the sheet formed down, allowing the sheet to be installed without alternating the ends of the sheet. A siding sheet can be used for roofing by lapping two corrugations. Closure strips are available.



Metals: Aluminum, Stainless Steel, Galvanized and Galvalume

Thickness: .016" through .050"
Lengths: 3' thru 30' (2.67"); 3' thru 12'2" (1 1/4")

Colors: Available upon request (minimums may apply)